




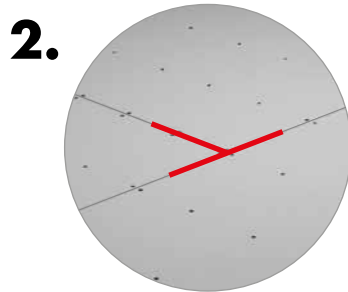
GUIDE TO GOOD PRACTICE

Handling guide for all uncoated structural WISA®-Spruce plywood products
WISA®-Spruce, WISA®-Spruce^{FR}, WISA®-Spruce^{BT} and WISA-Spruce^{WR}.

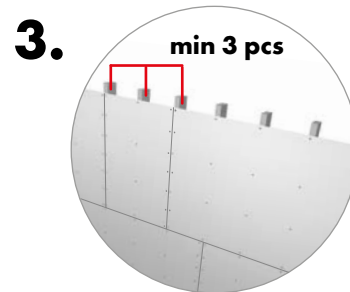
WISA-Spruce is a versatile plywood panel for almost any end use where good wood material is needed! The panel is light in weight yet strong and rigid – therefore most suitable in structural uses and load bearing applications. All WISA-Spruce based panels, whether treated or machined, still maintain the superior characteristics of the original panel. Sustainable WISA-Spruce is CE marked according to AVCP System 2+.



Space fixings not less than 10 mm from the panel edge – at 150 mm intervals round the edge and at 300 mm intervals elsewhere.



Stagger end joints when applicable – this will improve the stiffness of the entire structure.



Each individual panel should always be supported by no less than three noggins.




When panels are painted or otherwise surface treated, always follow the instructions of the paint/treatment agent manufacturer.


Remember when painting that the fire retardant properties of the product may change due to additional surface treatment. The same applies if other material is attached to the surface of the panel. When you want to maintain the required fire protection, choose a surface treatment or additional surface material accordingly.

**Storage:**

Store panels in dry conditions, on a flat, level surface, clear of the ground. Do not store in the same package with other materials.

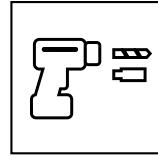
**Handling:**

Do not move opened pallets with mechanical handling equipment. Wear gloves and safety glasses to avoid splinters. When handling machined panels, such as flooring or roofing panels with tongue and groove edges, always handle with care to avoid damage to the edges.

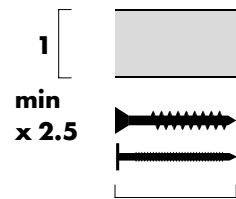
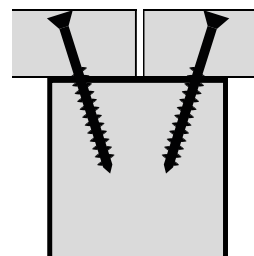
**Fixing**

WISA-Spruce plywood panels are easy to install with ordinary wood working tools.


You can also saw and screw holes in WISA-Spruce^{FR} without losing the fire retardant functionality. Screw holes do not require separate after-treatment.




For square edge panels please leave an installation gap of 1–2 mm per panel during installation as the panels can have dimensional changes due to changes in air humidity. Panels shall be loose laid for at least 24 hours before fixing to acclimatize wood into surrounding conditions. For the best end result use countersunk screws or annular ring shank nails at least 2.5 times the panel's thickness.



WISA-Spruce is the original, lightweight yet high performing plywood designed for structural and load bearing applications.



WISA-Spruce^{FR} – all the technical properties and functionality of the original WISA-Spruce panel plus improved fire retardant with the best fire classification a wood product can attain: B-s1, d0, B_i-s1. K-class: K₂ 10 & K₁ 10.



WISA-Spruce^{BT} – all the technical properties and functionality of the original WISA-Spruce panel plus improved biological durability. The panel is treated with a wood protective agent to protect against fluctuating weather conditions during construction.



WISA-Spruce^{WR} – all the technical properties and functionality of the original WISA-Spruce panel plus added ability to repel water. The wood-based water repellent treatment agent protects the panel from the weather and adds efficiency to construction work.

